



SET UP YOUR OWN FARM HEALTH TEAM IN FIVE STEPS

Step 1: Creating your team and successful collaboration

Step 2: Mapping your starting situation – animal performance and health, biosecurity, antibiotic use, and farm self-assessment

“IF YOU CAN'T MEASURE IT, YOU CAN'T MANAGE IT”

Step 3: Design of the action plan (plan)

Step 4: Implement changes, log your progress, and monitor key indicators of impact (do)

Step 5: Evaluate your progress, discuss with your team and adjust your plan accordingly (check+act)

In the end, multiple SMART goals with corresponding “Plan-Do-Check-Act (PDCA) circles” will be created by the Multi-Actor team to get closer to the mission (e.g. biosecurity compliance).

Scan this QR code to know more about the DISARM MAFH approach toolbox or visit

<https://shorturl.at/ETYZ9>



This project has received funding from the European Union's Horizon 2020 research and innovation programme under grant agreement No.101000728 (NetPouSafe).

IMPROVE BIOSECURITY WITH YOUR MULTI-ACTOR FARM HEALTH TEAM

MAIN KEY POINTS

Bringing a team of farmer, vet, feed and farm advisors together is bringing different sources of knowledge together, making the Multi-Actor Farm Health (MAFH) approach an effective approach to improve biosecurity on farms.

The toolbox of project DISARM facilitates this team by providing a guide to optimize farm health planning.

This factsheet guides you through the different steps of the MAFH approach.

“TOGETHER EVERYBODY ACHIEVES MORE”

HEALTHY LIVESTOCK

The DISARM group aims to bring people together to discuss and share best practices to promote and sustain responsible use of antibiotics. Any solutions must be effective, practical to use on commercial farms, maintain or improve animal welfare, and carry a cost-benefit to sustain farm economic performance.

MAIN OBJECTIVES

-  Promote best practices in livestock farming;
-  Share information across farming sectors, species and countries;
-  Establish a community;
-  Provide information resources;
-  Guide and support further research and innovation work;
-  Ensure the project's momentum is sustained.

BIOSECURITY






Biosecurity measures help to prevent the entry and spread of infectious diseases on farms. Good biosecurity can help improve animal health and productivity and prevent costly disease outbreaks on farms.

The mechanisms for disease spread can be interrupted by using appropriate biosecurity measures to protect the health and wellbeing of the animals on your farm. Good biosecurity measures and protocols form a solid foundation for a high health system and a productive farm.

WHAT IS THE DISARM FARM HEALTH TEAM TOOLBOX?

- The toolbox is one of the resources produced by DISARM that aim to provide practical management solutions to the problem of antibiotic resistance.
- It is a platform that can be used by farmers, veterinarians and other actors as a guide to optimize farm health planning using a Farm Health Team approach.
- Working together as a team can be an efficient and proactive way towards improving livestock health on a farm. Here we share our hints and tips for setting up your own Farm Health Team in five steps.

ADVANTAGES

-  Three persons know more than one
-  Coherent and streamlined advice in a tailor-made action plan
-  Shared ownership, motivation and accountability from teamwork
-  Support for farmer from other team members in making the change
-  Farm Health Plan gives structure, traceability and overview of progress

MORE INFORMATION

-  Best practice video: Using a multi-actor plan on a goat farm - <https://www.youtube.com/watch?v=cu7c1llbOd8>
-  DISARM MAFH approach toolbox: Farm Health Team Toolbox - QR code at the end
-  NETPOULSAFE project: <https://www.netpoulsafe.eu>
-  Improved biosecurity reduces the need for antimicrobials: <https://shorturl.at/qvxB8>